

**Instructors:**

- **Katrina "Kit" Vogel**, MS, DPT
- **Paul Swift**, Owner - BikeFit Systems,  
and an 8-time National Elite Track Cycling Champion

**Who should attend?**


- Clinicians & Healthcare professionals that want to increase their knowledge & skills regarding bike fitting & cycling biomechanics (normal & pathological)
- Clinicians that want to jump-start their bike fitting program

**What will this 2-day seminar teach me?**


- Extensive HANDS-ON training
- Special emphasis on the important Foot-Pedal Interface
- Assessment of normal and pathological cycling mechanics, including functional differential diagnosis
- Problem solving & training for appropriate adjustments on the bike for cyclists
- How to address special considerations (billing, time, marketing) for bike fitting in a clinical setting
- 16-18 contact hours available

**Continued support** is provided after the course is completed. E-mailed educational tips and helpful hints, along with other premium benefits will be provided upon completion of the course. Phone consultations with instructors will also be available.

Dates: (Saturday • 8:30am - 6pm & Sunday • 8am - 5pm)

 **Level 1** - January 29 - 30, 2011

 **Level 1** - March 5 - 6, 2011

 **Level 2** - April 30 - May 1, 2011

[Level 1 is a prereq as is 20+ documented BikeFits]

**Location:****EASTSIDE SPORTS REHABILITATION CLINIC**

10510 Northup Way, Suite 140

Kirkland, WA 98033

**How to register:**

Call 425-821-7237, e-mail [info@bikefit.com](mailto:info@bikefit.com), any questions... then fax 425-814-6125 your downloaded **Registration Form** from BikeFit.com.

Cost is \$600 per person (\$250 registration deposit required, with final payment due one week prior to class). If you would like to repeat a class, cost is \$275. Class size is 8 - 12 students. Call now to reserve your spot as the seminar spaces fill quickly.

**Payments can be mailed to:**

BikeFit Systems, LLC

P.O. Box 2156

Woodinville, WA 98072-2156

in conjunction with

**EASTSIDE SPORTS**  
REHABILITATION CLINICS

# Registration Form

## The Art & Science of Bike Fitting EDUCATIONAL SEMINAR

**BIKE FIT EDUCATION** (select date)

January 29 - 30, 2011 - **Level 1**

March 5 - 6, 2011 - **Level 1**




April 30 - May 1, 2011 - **Level 2**

[Level 2 Prereqs: Level 1 & 20+ documented BikeFits]

in conjunction with

# EASTSIDE SPORTS

REHABILITATION CLINICS

COMPANY NAME		<b>FAX: 425-814-6125</b>	
CONTACT NAME & TITLE		E-MAIL ADDRESS	
COMPANY MAILING ADDRESS			
CITY		STATE	ZIP CODE
PHONE NUMBER	ALTERNATIVE CONTACT NUMBER		FAX NUMBER
WEB SITE ADDRESS		T-SHIRT SIZE	
CREDIT CARD TYPE & NUMBER	<input type="checkbox"/>  <input type="checkbox"/>  <input type="checkbox"/> 	EXPIRATION DATE	SECURITY CODE
PARTICIPANT NAME			
PARTICIPANT MAILING ADDRESS (if different than COMPANY ADDRESS)			
CITY		STATE	ZIP CODE
PHONE NUMBER	ALTERNATIVE CONTACT NUMBER		E-MAIL ADDRESS:
<p><b>Seminar Prerequisites:</b></p> <ul style="list-style-type: none"><li>• \$250 non-refundable deposit is required for your reservation with balance due 1 week prior to class</li></ul>			
<input type="checkbox"/> <b>YES</b> - I want to bring my bike, shoes & be one of the test subjects during class.			
<p><b>BikeFit Pro Educational Premium benefits:</b></p> <ul style="list-style-type: none"><li>• Product discounts &amp; extended offers</li><li>• Pre-release of new products</li><li>• Pre-release of BikeFit Tips e-mailer</li><li>• \$50+ product orders includes frame decals</li><li>• Potential BikeFit.com website listing</li><li>• Green Level - BikeFit Pro certification</li></ul>			
<p><b>SPECIAL OFFER:</b> Purchase the entire Bicycle Fitting System (\$550 retail value) for \$400 with enrollment in this seminar. Offer extends until 30 days after your Seminar completion date.</p>			



**BIKEFIT**  
www.BikeFit.com

**425-821-7237**

**FAX:** 425-814-6125 • **E-mail:** bikefit@bikefit.com  
12518 130th Lane NE • Kirkland, WA 98034