

Instructors:

- Katrina "Kit" Vogel, MS, DPT
- Paul Swift, Owner - BikeFit Systems,
and an 8-time National Elite Track Cycling Champion

Who should attend?


- Clinicians & Healthcare professionals that want to increase their knowledge & skills regarding bike fitting & cycling biomechanics (normal & pathological)
- Clinicians that want to jump-start their bike fitting program


What will this 2-day seminar teach me?

- Extensive HANDS-ON training
- Special emphasis on the important Foot-Pedal Interface
- Assessment of normal and pathological cycling mechanics, including functional differential diagnosis
- Problem solving & training for appropriate adjustments on the bike for cyclists
- How to address special considerations (billing, time, marketing) for bike fitting in a clinical setting
- 16-18 contact hours available

Continued support is provided after the course is completed. E-mailed educational tips and helpful hints, along with other premium benefits will be provided upon completion of the course. Phone consultations with instructors will also be available.

Dates: (Saturday • 8:30am - 6pm & Sunday • 8am - 4pm)

 **Level 1** - May 15 - 16, 2010 - Kirkland, WA

 **Level 2** [Level 1 is a prerequisite] - June 19 - 20, 2010 - Kirkland, WA

Locations:**EASTSIDE SPORTS REHABILITATION CLINIC**

10510 Northup Way, Suite 140

Kirkland, WA 98033

www.EastsideSportsRehab.com

How to register:

Call 425-821-7237, **e-mail** info@bikefit.com, any questions...
then **fax** 425-814-6125 your downloaded **Registration Form** from **BikeFit.com**.

Cost is \$575 per person (\$150 registration deposit required, with final payment due one week prior to class). If you would like to repeat a class, cost is \$250. Seminar size is 8 - 12 students. Call now to reserve your spot as the seminar spaces are filling quickly.

Payments can be mailed to:

BikeFit Systems, LLC

P.O. Box 2156

Woodinville, WA 98072-2156

in conjunction with

EASTSIDE SPORTS
REHABILITATION CLINICS

Registration Form




The Art & Science of Bike Fitting
EDUCATIONAL SEMINAR

in conjunction with

BIKE FIT EDUCATION (circle date)

- May 15-16, 2010 - Kirkland, WA
- **[Advanced]** June 19-20, 2010 - Kirkland, WA

EASTSIDE SPORTS
REHABILITATION CLINICS

COMPANY NAME			FAX: 425-814-6125		
CONTACT NAME & TITLE			E-MAIL ADDRESS		
COMPANY MAILING ADDRESS					
CITY		STATE	ZIP CODE		
PHONE NUMBER		ALTERNATIVE CONTACT NUMBER		FAX NUMBER	
WEB SITE ADDRESS			T-SHIRT SIZE		
CREDIT CARD TYPE & NUMBER		<input type="checkbox"/>  <input type="checkbox"/>  <input type="checkbox"/> 	EXPIRATION DATE	SECURITY CODE	
PARTICIPANT NAME					
PARTICIPANT MAILING ADDRESS (if different than COMPANY ADDRESS)					
CITY		STATE	ZIP CODE		
PHONE NUMBER		ALTERNATIVE CONTACT NUMBER		E-MAIL ADDRESS:	
Seminar Prerequisites: <ul style="list-style-type: none">• \$150 non-refundable deposit is required for your reservation with balance due 1 week prior to class				<input type="checkbox"/> YES - I want to bring my bike, shoes & be one of the test subjects during class.	
BikeFit Pro Educational Premium benefits: <ul style="list-style-type: none">• Product discounts & extended offers• Pre-release of new products• Pre-release of BikeFit Tips e-mailer• \$50+ product orders includes frame decals• BikeFit.com website listing• Green Level - BikeFit Pro certification					
SPECIAL OFFER: Purchase the entire Bicycle Fitting System (\$375 retail value) for \$250 with enrollment in this seminar. Offer extends until 30 days after your Seminar completion date.					