

Instructors:

- **Katrina "Kit" Vogel**, MS, DPT
- **Paul Swift**, Owner - BikeFit Systems,
and an 8-time National Elite Track Cycling Champion

Who should attend?


- Clinicians & Healthcare professionals that want to increase their knowledge & skills regarding bike fitting & cycling biomechanics (normal & pathological)
- Clinicians that want to jump-start their bike fitting program


What will this 2-day seminar teach me?

- Extensive HANDS-ON training
- Special emphasis on the important Foot-Pedal Interface
- Assessment of normal and pathological cycling mechanics, including functional differential diagnosis
- Problem solving & training for appropriate adjustments on the bike for cyclists
- How to address special considerations (billing, time, marketing) for bike fitting in a clinical setting
- 16-18 contact hours available

Continued support is provided after the course is completed. E-mailed educational tips and helpful hints, along with other premium benefits will be provided upon completion of the course. Phone consultations with instructors will also be available.

Dates: (Saturday • 8:30am - 6pm & Sunday • 8am - 4pm)

 **Level 1** - December 4 - 5, 2010

 **Level 1** - January 29 - 30, 2011

 **Level 1** - March 5 - 6, 2011

 **Level 2** - April 30 - May 1, 2011

[Level 1 is a prereq as is 20+ documented BikeFits]

Location:**EASTSIDE SPORTS REHABILITATION CLINIC**

10510 Northup Way, Suite 140

Kirkland, WA 98033

www.EastsideSportsRehab.com

How to register:

Call 425-821-7237, e-mail info@bikefit.com, any questions... then fax 425-814-6125 your downloaded **Registration Form** from BikeFit.com.

Cost is \$600 per person (\$250 registration deposit required, with final payment due one week prior to class). If you would like to repeat a class, cost is \$275. Class size is 8 - 12 students. Call now to reserve your spot as the seminar spaces fill quickly.

Payments can be mailed to:

BikeFit Systems, LLC

P.O. Box 2156

Woodinville, WA 98072-2156

in conjunction with

EASTSIDE SPORTS*REHABILITATION CLINICS*

Registration Form

The Art & Science of Bike Fitting EDUCATIONAL SEMINAR




BIKE FIT EDUCATION (circle date)

in conjunction with

- December 4 - 5, 2010 - **Level 1**
- January 29 - 30, 2011 - **Level 1**
- March 5 - 6, 2011 - **Level 1**
- April 30 - May 1, 2011 - **Level 2** [Prereqs: Level 1 & 20+ documented BikeFits]

EASTSIDE SPORTS

REHABILITATION CLINICS

COMPANY NAME		FAX: 425-814-6125	
CONTACT NAME & TITLE		E-MAIL ADDRESS	
COMPANY MAILING ADDRESS			
CITY		STATE	ZIP CODE
PHONE NUMBER	ALTERNATIVE CONTACT NUMBER		FAX NUMBER
WEB SITE ADDRESS		T-SHIRT SIZE	
CREDIT CARD TYPE & NUMBER	<input type="checkbox"/>  <input type="checkbox"/>  <input type="checkbox"/> 	EXPIRATION DATE	SECURITY CODE
PARTICIPANT NAME			
PARTICIPANT MAILING ADDRESS (if different than COMPANY ADDRESS)			
CITY		STATE	ZIP CODE
PHONE NUMBER	ALTERNATIVE CONTACT NUMBER		E-MAIL ADDRESS:
Seminar Prerequisites: <ul style="list-style-type: none">• \$250 non-refundable deposit is required for your reservation with balance due 1 week prior to class			
		<input type="checkbox"/> YES - I want to bring my bike, shoes & be one of the test subjects during class.	
BikeFit Pro Educational Premium benefits: <ul style="list-style-type: none">• Product discounts & extended offers• Pre-release of new products• Pre-release of BikeFit Tips e-mailer• \$50+ product orders includes frame decals• Potential BikeFit.com website listing• Green Level - BikeFit Pro certification			
SPECIAL OFFER: Purchase the entire Bicycle Fitting System (\$550 retail value) for \$400 with enrollment in this seminar. Offer extends until 30 days after your Seminar completion date.			